# "Advent Calendar"

Copyright Advientos 2007-2011 www.advientos.com

# Advent Calendar

**Advientos.com Team**

Adventos
Copyright Advientos 2007-2012 www.advientos.com

# Advent Calendar

Advientos.com Team

Advientos
www.advientos.com
Copyright Advientos 2007-2012

# Advent Calendar




**Advientos.com Team**

Advientos
Copyright Advientos 2007-2012 www.advientos.com

Hello,

Here is an example of an online Advent calendar.

As we explain you how it works we show you a little bit of Sweden.

Stockholm (Sweden)



An Advent calendar is composed of a certain number of windows.

Each window like this one contains a picture and message.

Stockholm (Sweden)

This Advent Calendar can be opened in two ways.

In its traditional way, from the first day until its end, we can open a unique window every day ... Unless we have delayed windows ...
There is also the way that all windows can be opened the same end day.

Farö (Sweden)

We can only see those online Advent calendars that someone has given us access. We notice it with a message from Advientos.

We enter into the calendar as well from the link in the message from Advientos, as from the homepage writing our email address which the message came and the code we found there.

Gothenburg (Sweden)

If you want to create an Advent calendar online, you must open an account from the home page if you have not signed up yet.

It is free.

Gullhohem (Sweden)

With your name, surname, email address, and an username and password for identifying, you can register at Advientos.

Gullohohem (Suecia)

You can manage all your calendars from your main menu.

Gullohohem (Sweden)

At "create new calendar" you can select the number of windows, the opening mode and the deadline date, and write a title and signature for the calendar.

You can choose the photograph of the card and the background color wich will be used to fill those parts that the image can not cover.

Farö (Sweden)

At "edit windows" option we can record an image and write a message for each calendar window.

This process can be done in several stages since the information is stored in the database.

Gullohohem (Sweden)

At anytime, at "modify card" we can change the image of the calendar.

We can "edit windows" too.

Orust (Suecia)

At "preview" calendar we can check how people will see our calendar.

Malmö (Suecia)

At "send calendar" we can record the name and email address of the people who we want to provide access to the calendar.

Automatically they will receive an email telling them about your calendar. In this message there is the code and the link from they can enter to you calendar and open the windows in the corresponding dates.

Orust (Sweden)

At "send calendar" you can also deny the access to someone deleting him from the list.

Or if someone has lost his message, you can record him again and he will receive a new message.

Malmo (Sweden)

At "copy calendar" you can repeat a calendar, keeping the all images and messages from the original windows. You have the option to vary the number of days, the deadline date, opening mode and the card image.

Orust (Sweden)

We look forward that those who make their Online Advent Calendar as those who recieve them can enjoy this traditional experience.

Orust (Sweden)

Farö (Suecia)

Gotland (Suecia)

Mälmo (Suecia)



Falun (Suecia)

Malmö (Suecia)

Adventos

Copyright Adventos 2007-2012 www.adventos.com

# Ventana: 1

Hello,

Here is an example of an online Advent calendar.

As we explain you how it works we show you a little bit of Sweden.

Stockholm (Sweden)

Adventos

Copyright Adventos 2007-2012 www.adventos.com

# Ventana: 2

An Advent calendar is composed of a certain number of windows.

Each window like this one contains a picture and message.

Stockholm (Sweden)

Adventos
www.adviento s.com
Copyright Adviento s 2007-2012

# Ventana: 3

This Advent Calendar can be opened in two ways.

In its traditional way, from the first day until its end, we can open a unique window every day ... Unless we have delayed windows ...
There is also the way that all windows can be opened the same end day.

Farö (Sweden)

Adventos
www.advientos.com
Copyright Advientos 2007-2012

# Ventana: 4

We can only see those online Advent calendars that someone has given us access. We notice it with a message from Advientos.

We enter into the calendar as well from the link in the message from Advientos, as from the homepage writing our email address which the message came and the code we found there.

Gothenburg (Sweden)

Copyright Advientos 2007-2012 www.advientos.com

# Ventana: 5

If you want to create an Advent calendar online, you must open an account from the home page if you have not signed up yet.

It is free.

Gullhohem (Sweden)

Adventos

Copyright Adventos 2007-2012 www.adventos.com

# Ventana: 6

With your name, surname, email address, and an username and password for identifying, you can register at Advientos.

Gullohohem (Suecia)

Copyright Advientos 2007-2012 www.advientos.com

# Ventana: 7

You can manage all your calendars from your main menu.

Gullohohem (Sweden)

Copyright Adviéntos 2007-2012 www.adviéntos.com

# Ventana: 8

At "create new calendar" you can select the number of windows, the opening mode and the deadline date, and write a title and signature for the calendar.

You can choose the photograph of the card and the background color wich will be used to fill those parts that the image can not cover.

Farö (Sweden)

Adventos
www.advientos.com
Copyright Advientos 2007-2012

# Ventana: 9

At "edit windows" option we can record an image and write a message for each calendar window.

This process can be done in several stages since the information is stored in the database.

Gullohohem (Sweden)

Copyright Adviéntos 2007-2012 www.advientos.com

# Ventana: 10

At anytime, at "modify card" we can change the image of the calendar.

We can "edit windows" too.

Orust (Suecia)

Adventos
www.advientos.com
Copyright Advientos 2007-2012

# Ventana: 11

At "preview" calendar we can check how people will see our calendar.

Malmö (Suecia)

Copyright Advientos 2007-2012 www.advientos.com

# Ventana: 12

At "send calendar" we can record the name and email address of the people who we want to provide access to the calendar.

Automatically they will receive an email telling them about your calendar. In this message there is the code and the link from they can enter to you calendar and open the windows in the corresponding dates.

Orust (Sweden)

Adventos
www.advientos.com
Copyright Advientos 2007-2012

# Ventana: 13

At "send calendar" you can also deny the access to someone deleting him from the list.

Or if someone has lost his message, you can record him again and he will receive a new message.

Malmo (Sweden)

Adventos
www.advientos.com
Copyright Advientos 2007-2012

# Ventana: 14

At "copy calendar" you can repeat a calendar, keeping the all images and messages from the original windows. You have the option to vary the number of days, the deadline date, opening mode and the card image.

Orust (Sweden)

Adventos
www.adventos.com
Copyright Adventos 2007-2012

# Ventana: 15

We look forward that those who make their Online Advent Calendar as those who recieve them can enjoy this traditional experience.

Orust (Sweden)

Adventos
www.advientos.com
Copyright Advientos 2007-2012

# Ventana: 16

Farö (Suecia)

Adventos

Copyright Adventos 2007-2012 www.adventos.com

# Ventana: 17

Gotland (Suecia)

Copyright Adviento s 2007-2012 www.advientos.com

# Ventana: 18

Mälmo (Suecia)

Copyright Advientos 2007-2012 www.advientos.com

# Ventana: 19

Falun (Suecia)

Copyright Advientos 2007-2012 www.advientos.com

# Ventana: 20

Malmö (Suecia)

Adventos
www.advientos.com
Copyright Advientos 2007-2012